



**PL Capital**  
PRABHUDAS LILLADHER

WEALTH  
MANAGEMENT

# Mutual Fund

Performance Analysis

---

January 2025

## Summary of Equity MF Performance December, 2024

**For the month ended December, 2024, monthly returns of Nifty 50 TRI, Nifty Midcap 150 TRI & Nifty Small Cap 250 TRI were -2.02%, 1.12% & 0.2% respectively.**

Out of the 291 open-ended equity diversified funds, about 60.82% of the funds were able to outperform their respective benchmarks over the past one month, ended December 31<sup>st</sup>, 2024. Previous month, 64.53% of the schemes were able to beat their benchmarks.

**For the 1-year ended December, 2024, returns of Nifty 50 TRI, Nifty Mid Cap 150 TRI & Nifty Small Cap 250 TRI returns were 10.09, 24.46% & 27.21% respectively.**

Out of the 275 open-ended equity diversified funds, about 71.27% of the funds were able to outperform their respective benchmarks over the past one year, ended December 31<sup>st</sup>, 2024. Previous month, 70.27% of the schemes were able to beat their benchmarks.

Investors are advised to stick to their SIP investments and keep a long-term focus. SIPs over the past 3-years have yielded a return in excess of 15% p.a. on an average for the top quartile equity funds.

# Top Mutual Funds: 1 Month Returns

Category / Scheme Name	AUM (INR cr)	1-Mth (%)	Primary Fund Manager
<b>LARGE CAP</b>			
Motilal Oswal Large Cap Fund-Reg(G)	1,422.19	1.85	Ajay Khandelwal
Axis Bluechip Fund-Reg(G)	33,547.36	-0.78	Shreyash Devalkar
PGIM India Large Cap Fund(G)	593.54	-0.81	Anandha Padmanabhan Anjeneyan
<b>LARGE AND MID CAP</b>			
Motilal Oswal Large & Midcap Fund-Reg(G)	7,710.01	4.81	Ajay Khandelwal
HSBC Large & Mid Cap Fund-Reg(G)	3,978.89	2.95	Cheenu Gupta
Invesco India Large & Mid Cap Fund(G)	6,340.05	2.34	Aditya Khemani
<b>FLEXI CAP</b>			
Motilal Oswal Flexi Cap Fund-Reg(G)	12,598.45	2.66	Niket Shah
TRUSTMF Flexi Cap Fund-Reg(G)	832.89	2.47	Mihir Vora
Samco Flexi Cap Fund-Reg(G)	601.68	1.67	Nirali Bhansali
<b>MULTI CAP</b>			
Motilal Oswal Multi Cap Fund-Reg(G)	2,298.88	4.34	Ajay Khandelwal
Baroda BNP Paribas Multi Cap Fund-Reg(G)	2,790.73	1.51	Sanjay Chawla
Invesco India Multicap Fund(G)	3,897.12	1.38	Dhimant Kothari
<b>MID CAP</b>			
HSBC Midcap Fund-Reg(G)	11,912.38	4.27	Cheenu Gupta
Motilal Oswal Midcap Fund-Reg(G)	22,897.62	3.81	Niket Shah
Invesco India Midcap Fund(G)	5,862.67	3.21	Aditya Khemani
<b>SMALL CAP</b>			
Motilal Oswal Small Cap Fund-Reg(G)	3,166.26	2.94	Ajay Khandelwal
Baroda BNP Paribas Small Cap Fund-Reg(G)	1,439.93	2.22	Shiv Chanani
Invesco India Smallcap Fund-Reg(G)	5,842.20	1.90	Taher Badshah
<b>FOCUSED</b>			
Invesco India Focused Fund-Reg(G)	3,443.24	1.77	Taher Badshah
Bandhan Focused Equity Fund-Reg(G)	1,792.58	1.58	Manish Gunwani
HSBC Focused Fund-Reg(G)	1,773.83	0.53	Neelotpal Sahai
<b>VALUE-CONTRA-DIVIDEND YIELD</b>			
Axis Value Fund-Reg(G)	785.25	0.11	Nitin Arora
Nippon India Value Fund(G)	8,535.62	-0.08	Dhrumil Shah
Invesco India Contra Fund(G)	18,018.85	-0.25	Taher Badshah
<b>EQUITY LINKED SAVINGS SCHEMES (ELSS)</b>			
Motilal Oswal ELSS Tax Saver Fund-Reg(G)	4,186.93	3.80	Ajay Khandelwal
PGIM India ELSS Tax Saver Fund-Reg(G)	769.51	0.85	Sharma Vivek
HSBC ELSS Tax saver Fund-Reg(G)	4,302.98	0.59	Abhishek Gupta
<b>BENCHMARK RETURNS</b>			
<b>NIFTY 50 - TRI</b>	-2.02		
<b>NIFTY 500 - TRI</b>	-1.37		
<b>Nifty Midcap 150 - TRI</b>	1.12		
<b>Nifty Smallcap 250 - TRI</b>	0.20		

Source: ACE MF, PL Research | Data as on December 31<sup>st</sup>, 2024 | Only Schemes with AUM above 500 cr considered

# Top Mutual Funds: 1 Year Returns

Category / Scheme Name	AUM (INR cr)	1-Yr(%)	Primary Fund Manager
<b>LARGE CAP</b>			
WOC Large Cap Fund-Reg(G)	661.36	20.91	Ramesh Mantri
DSP Top 100 Equity Fund-Reg(G)	4,529.98	20.50	Abhishek Singh
Baroda BNP Paribas Large Cap Fund-Reg(G)	2,402.85	20.11	Jitendra Sriram
<b>LARGE AND MID CAP</b>			
Motilal Oswal Large & Midcap Fund-Reg(G)	7,710.01	46.11	Ajay Khandelwal
HSBC Large & Mid Cap Fund-Reg(G)	3,978.89	38.57	Cheenu Gupta
Invesco India Large & Mid Cap Fund(G)	6,340.05	37.48	Aditya Khemani
<b>FLEXI CAP</b>			
Motilal Oswal Flexi Cap Fund-Reg(G)	12,598.45	45.69	Niket Shah
Invesco India Flexi Cap Fund-Reg(G)	2,415.25	34.45	Amit Ganatra
JM Flexicap Fund-Reg(G)	5,012.19	33.26	Satish Ramanathan
<b>MULTI CAP</b>			
LIC MF Multi Cap Fund-Reg(G)	1,417.04	32.27	Dikshit Mittal
Axis Multicap Fund-Reg(G)	6,807.34	32.25	Shreyash Devalkar
Baroda BNP Paribas Multi Cap Fund-Reg(G)	2,790.73	31.73	Sanjay Chawla
<b>MID CAP</b>			
Motilal Oswal Midcap Fund-Reg(G)	2,2897.62	57.13	Niket Shah
Invesco India Midcap Fund(G)	5,862.67	43.15	Aditya Khemani
HSBC Midcap Fund-Reg(G)	11,912.38	39.73	Cheenu Gupta
<b>SMALL CAP</b>			
Motilal Oswal Small Cap Fund-Reg(G)	3,166.26	45.98	Ajay Khandelwal
Bandhan Small Cap Fund-Reg(G)	9,248.28	43.12	Manish Gunwani
Invesco India Smallcap Fund-Reg(G)	5,842.20	37.42	Taher Badshah
<b>FOCUSED</b>			
Invesco India Focused Fund-Reg(G)	3,443.24	43.16	Taher Badshah
Bandhan Focused Equity Fund-Reg(G)	1,792.58	30.30	Manish Gunwani
ICICI Pru Focused Equity Fund(G)	9,944.67	26.47	Vaibhav Dusad
<b>VALUE-CONTRA-DIVIDEND YIELD</b>			
Invesco India Contra Fund(G)	18,018.85	30.14	Taher Badshah
Axis Value Fund-Reg(G)	785.25	27.89	Nitin Arora
HSBC Value Fund-Reg(G)	13,674.92	25.92	Venugopal Manghat
<b>EQUITY LINKED SAVINGS SCHEMES (ELSS)</b>			
Motilal Oswal ELSS Tax Saver Fund-Reg(G)	4,186.93	47.72	Ajay Khandelwal
HSBC ELSS Tax saver Fund-Reg(G)	4,302.98	32.99	Abhishek Gupta
SBI Long Term Equity Fund-Reg(IDCW)	27,847.49	27.74	Dinesh Balachandran
<b>BENCHMARK RETURNS</b>			
<b>NIFTY 50 - TRI</b>	10.09		
<b>NIFTY 500 - TRI</b>	16.24		
<b>Nifty Midcap 150 - TRI</b>	24.46		
<b>Nifty Smallcap 250 - TRI</b>	27.21		

Source: ACE MF, PL Research | Data as on December 31<sup>st</sup>, 2024 | Only Schemes with AUM above 500 cr considered

### Category-wise Performance of Equity Mutual Funds

Mutual Fund Category	No. of Schemes	AUM (₹ Cr)	1 Month Return* (%)	6 Months Return* (%)	1 Year Return* (%)
Large Cap Funds	32	363,007	-1.62	0.16	14.64
Large & Mid Cap Funds	31	268,548	-0.46	1.97	22.18
Multi Cap Funds	28	178,573	-0.42	2.43	22.51
Flexi Cap Fund	39	435,440	-0.48	3.02	21.02
Mid Cap Funds	29	390,283	1.25	5.18	30.01
Small Cap Funds	29	326,383	-0.56	4.06	25.35
Focused Funds	28	147,482	-1.00	1.69	18.81
Value-Contra-Div.Yield Funds	33	221,534	-1.55	1.22	20.84
Equity Linked Savings Schemes	42	243,712	-1.21	0.97	19.92
<b>Benchmark</b>					
NIFTY 500 - TRI			-1.37	-0.42	16.24
<b>Total MF Category</b>	<b>291</b>	<b>2,574,963</b>	<b>-0.57</b>	<b>2.50</b>	<b>22.01</b>

\*Weighted Average Absolute Return | Source: ACE MF, PL Research | Data as on December 31<sup>st</sup>, 2024 | AUM dated as on December 31<sup>st</sup>, 2024

### Category-wise - No. of Schemes Outperforming The Benchmark

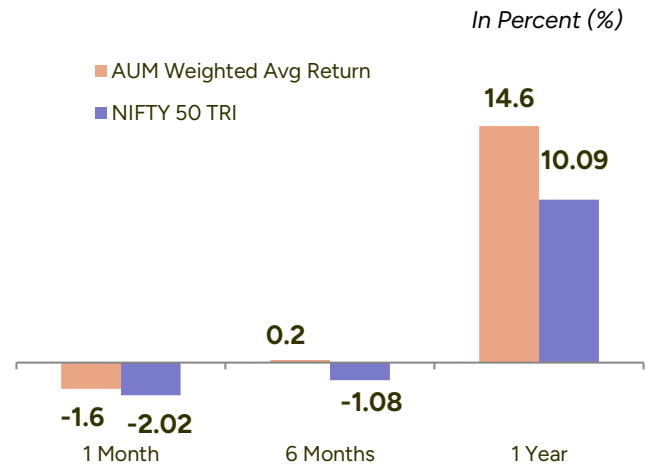
Mutual Fund Category	No. Of Schemes Outperforming			Category Benchmark	Percentage No. of Schemes Outperforming the BM in:		
	1M	6M	12M		1M	6M	1Y
Large Cap Funds	23	21	29	NIFTY 50 TRI	71.88%	67.74%	96.67%
Large & Mid Cap Funds	20	21	19	NIFTY LargeMidcap 250 - TRI	64.52%	72.41%	70.37%
Multi Cap Funds	20	20	20	Nifty500 Multicap 50:25:25 - TRI	71.43%	80.00%	86.96%
Flexi Cap Fund	31	32	25	NIFTY 500 - TRI	79.49%	82.05%	65.79%
Mid Cap Funds	14	21	20	Nifty Midcap 150 - TRI	48.28%	72.41%	68.97%
Small Cap Funds	12	16	9	Nifty Smallcap 250 - TRI	41.38%	57.14%	33.33%
Focused Funds	16	20	19	NIFTY 500 - TRI	57.14%	71.43%	70.37%
Value-Contra-Div.Yield Funds	12	22	25	NIFTY 500 - TRI	36.36%	68.75%	78.13%
Equity Linked Savings Schemes	29	28	30	NIFTY 500 - TRI	69.05%	66.67%	71.43%
<b>Total MF Category</b>	<b>177</b>	<b>201</b>	<b>196</b>		<b>60.82%</b>	<b>71.02%</b>	<b>71.27%</b>

Source: ACE MF, PL Research | Data as on December 31<sup>st</sup>, 2024

Large Cap Funds invest predominantly in large cap stocks. The schemes need to invest minimum 80% of the portfolio in large cap stocks, as defined by SEBI.

<b>Total AUM</b>	<b>363,007</b>
<b>Total Number Of Schemes</b>	<b>32</b>

## Category Performance vs. Benchmark



## Scheme Performance vs. Benchmark

Number of Schemes	1 Month	6 Months	1 Year
Outperformed	23	21	29
Underperformed	9	10	1
<b>Total Number of Schemes</b>	<b>32</b>	<b>31</b>	<b>30</b>

## Top 5 & Bottom 5 Performers over the past 1 Month

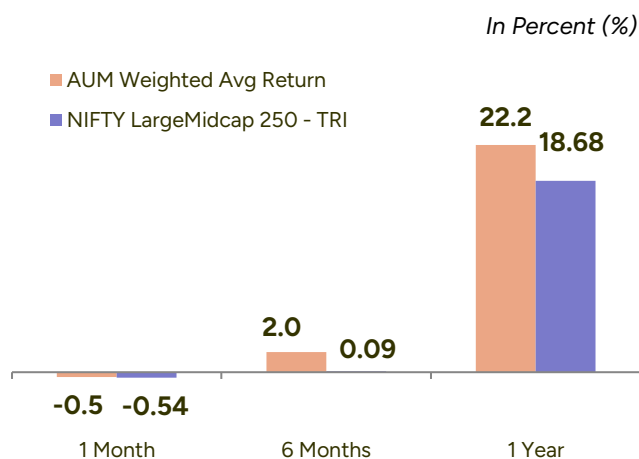
Top 5 Funds	AUM (₹ Cr)	1 Month (%)	6 Months (%)	1 Year (%)	Fund Manager
Motilal Oswal Large Cap Fund-Reg(G)	1,422.19	1.85	10.79		Ajay Khandelwal
Axis Bluechip Fund-Reg(G)	3,3547.36	-0.78	-0.09	13.73	Shreyash Devalkar
PGIM India Large Cap Fund(G)	593.54	-0.81	-0.68	9.39	Anandha Padmanabhan Anjeneyan
Sundaram Large Cap Fund-Reg(G)	3,452.33	-0.89	0.11	11.02	Ashwin Jain
Bandhan Large Cap Fund-Reg(G)	1,759.53	-0.92	1.44	18.70	Manish Gunwani
Bottom 5 Funds	AUM (₹ Cr)	1 Month (%)	6 Months (%)	1 Year (%)	Fund Manager
Bajaj Finserv Large Cap Fund-Reg(G)	1,293.68	-2.94			Nimesh Chandan
Mahindra Manulife Large Cap Fund-Reg(G)	594.99	-2.53	-2.27	12.81	Fatema Pacha
Quant Large Cap Fund-Reg(G)	2,543.32	-2.46	-4.38	14.18	Sandeep Tandon
Tata Large Cap Fund-Reg(G)	2,435.52	-2.09	-2.18	12.89	Abhinav Sharma
HDFC Large Cap Fund(G)	36,587.24	-2.05	-1.18	11.64	Rahul Baijal
Benchmark					
NIFTY 50 TRI	-2.02	-1.08	10.09		

Source: ACE MF, PL Research | Data as on December 31<sup>st</sup>, 2024 | Only Schemes with AUM above 500 cr considered

Large & Mid Cap Funds invest in a mix of large cap and midcap stocks, with minimum of 35% of the assets in large cap stocks and a minimum of 35% exposure to mid cap stocks.

Total AUM	268,548
Total Number Of Schemes	31

## Category Performance vs. Benchmark



## Scheme Performance vs. Benchmark

Number of Schemes	1 Month	6 Months	1 Year
Outperformed	20	21	19
Underperformed	11	8	8
<b>Total Number of Schemes</b>	<b>31</b>	<b>29</b>	<b>27</b>

## Top 5 & Bottom 5 Performers over the past 1 Month

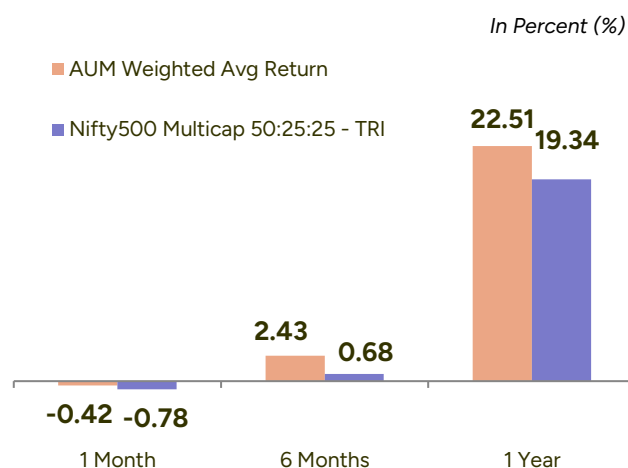
Top 5 Funds	AUM (₹ Cr)	1 Month (%)	6 Months (%)	1 Year (%)	Fund Manager
Motilal Oswal Large & Midcap Fund-Reg(G)	7,710.01	4.81	16.86	46.11	Ajay Khandelwal
HSBC Large & Mid Cap Fund-Reg(G)	3,978.89	2.95	8.17	38.57	Cheenu Gupta
Invesco India Large & Mid Cap Fund(G)	6,340.05	2.34	8.74	37.48	Aditya Khemani
Union Large & Midcap Fund-Reg(G)	847.32	1.91	2.65	20.56	Vinod Malviya
Canara Rob Emerg Equities Fund-Reg(G)	24,628.84	0.73	4.04	26.32	Amit Nadekar
Bottom 5 Funds	AUM (₹ Cr)	1 Month (%)	6 Months (%)	1 Year (%)	Fund Manager
Bank of India Large & Mid Cap Equity Fund-Reg(G)	374.46	-2.78	-3.30	16.60	Nitin Gosar
ICICI Pru Large & Mid Cap Fund(G)	17,694.45	-2.24	0.01	20.38	Ihab Dalwai
Tata Large & Mid Cap Fund-Reg(G)	8,342.43	-1.86	-1.05	15.53	Chandraprakash Padiyar
ITI Large & Mid Cap Fund-Reg(G)	828.80	-1.50			Alok Ranjan
SBI Large & Midcap Fund-Reg(IDCW)	29,328.76	-1.49	1.58	18.04	Saurabh Pant
Benchmark					
Nifty LargeMidcap 250 Index - TRI		-0.54	0.09	18.68	

Source: ACE MF, PL Research | Data as on December 31<sup>st</sup>, 2024 | Only Schemes with AUM above 500 cr considered

Multi Cap Funds invest 25% in large cap, 25% in mid cap and 25% in small cap stocks as per SEBI guidelines. They are required to have a 75% equity exposure at all times. The rest of the 25% is at the Fund Manager's discretion.

<b>Total AUM</b>	<b>178,573</b>
<b>Total Number Of Schemes</b>	<b>28</b>

## Category Performance vs. Benchmark



## Scheme Performance vs. Benchmark

Number of Schemes	1 Month	6 Months	1 Year
Outperformed	20	20	20
Underperformed	8	5	3
<b>Total Number of Schemes</b>	<b>28</b>	<b>25</b>	<b>23</b>

## Top 5 & Bottom 5 Performers over the past 1 Month

Top 5 Funds	AUM (₹ Cr)	1 Month (%)	6 Months (%)	1 Year (%)	Fund Manager
Motilal Oswal Multi Cap Fund-Reg(G)	2,298.88	4.34	30.04		Ajay Khandelwal
Baroda BNP Paribas Multi Cap Fund-Reg(G)	2,790.73	1.51	6.74	31.73	Sanjay Chawla
Invesco India Multicap Fund(G)	3,897.12	1.38	9.52	29.82	Dhimant Kothari
Axis Multicap Fund-Reg(G)	6,807.34	1.19	7.53	32.25	Shreyash Devalkar
Mahindra Manulife Multi Cap Fund-Reg(G)	4,857.81	1.16	1.70	23.44	Manish Lodha
Bottom 5 Funds	AUM (₹ Cr)	1 Month (%)	6 Months (%)	1 Year (%)	Fund Manager
Quant Active Fund(G)	10,613.88	-3.16	-9.30	11.84	Ankit Pande
ICICI Pru Multicap Fund(G)	14,193.16	-2.27	1.52	20.68	Sankaran Naren
Bank of India Multi Cap Fund-Reg(G)	758.12	-1.91	0.40	22.33	Nitin Gosar
DSP Multicap Fund-Reg(G)	1,869.45	-1.11	2.26		Chirag Dagli
Mirae Asset Multicap Fund-Reg(G)	3,437.2838	-1.0436	1.1557	17.1213	Ankit Jain
Benchmark					
Nifty500 Multicap 50:25:25 - TRI		-0.78	0.68	19.34	

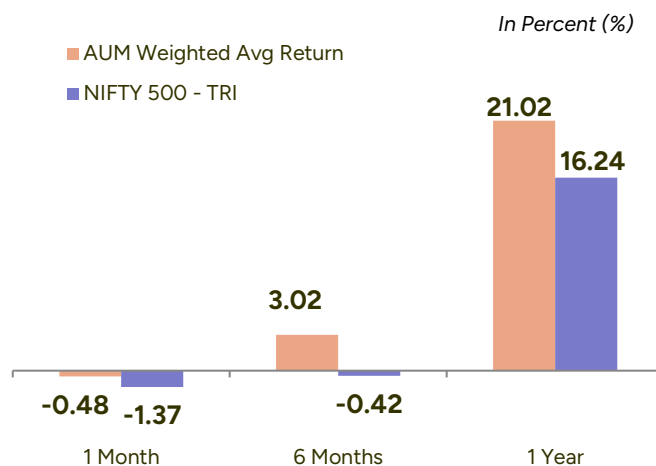
Source: ACE MF, PL Research | Data as on December 31<sup>st</sup>, 2024 | Only Schemes with AUM above 500 cr considered



Flexi Cap Funds invest across large cap, mid cap, small cap stocks as per SEBI guidelines. They maintain an exposure of minimum 65% in equity.

Total AUM	435,440
Total Number of Schemes	39

## Category Performance vs. Benchmark



## Scheme Performance vs. Benchmark

Number of Schemes	1 Month	6 Months	1 Year
Outperformed	31	32	25
Underperformed	8	7	13
<b>Total Number of Schemes</b>	<b>39</b>	<b>39</b>	<b>38</b>

## Top 5 & Bottom 5 Performers over the past 1 Month

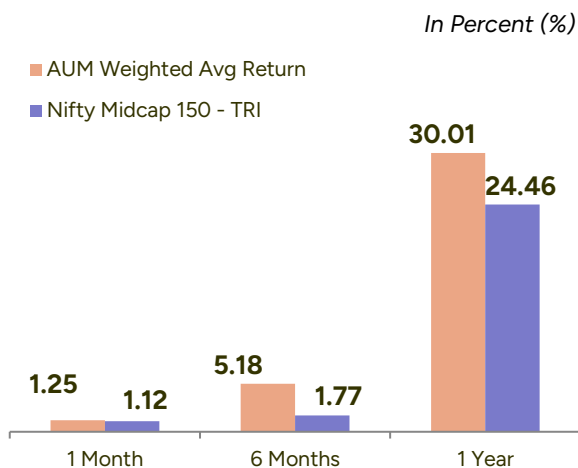
Top 5 Funds	AUM (₹ Cr)	1 Month (%)	6 Months (%)	1 Year (%)	Fund Manager
Motilal Oswal Flexi Cap Fund-Reg(G)	12,598.45	2.66	14.77	45.69	Niket Shah
TRUSTMF Flexi Cap Fund-Reg(G)	832.89	2.47	9.85		Mihir Vora
Samco Flexi Cap Fund-Reg(G)	601.68	1.67	-0.25	4.54	Nirali Bhansali
Invesco India Flexi Cap Fund-Reg(G)	2,415.25	1.56	9.44	34.45	Amit Ganatra
Parag Parikh Flexi Cap Fund-Reg(G)	84,640.59	0.99	6.62	23.92	Rajeev Thakkar
Bottom 5 Funds	AUM (₹ Cr)	1 Month (%)	6 Months (%)	1 Year (%)	Fund Manager
Tata Flexi Cap Fund-Reg(G)	2,976.41	-2.59	0.34	12.58	Amey Sathe
Quant Flexi Cap Fund(G)	7,331.43	-2.57	-9.31	15.28	Ankit Pande
DSP Flexi Cap Fund-Reg(IDCW)	11,765.48	-1.68	2.13	18.16	Bhavin Gandhi
NJ Flexi Cap Fund-Reg(G)	1,966.51	-1.65	-3.10	13.73	Dhaval Patel
Mahindra Manulife Flexi Cap Fund-Reg(G)	1,457.54	-1.60	-0.93	14.64	Fatema Pacha
Benchmark					
Nifty 500 TRI		-1.37	-0.42	16.24	

Source: ACE MF, PL Research | Data as on December 31<sup>st</sup>, 2024 | Only Schemes with AUM above 500 cr considered

Mid Cap Funds invest predominantly in mid cap stocks. The funds invest a minimum of 65% of the assets in midcap stocks as defined by SEBI.

<b>Total AUM</b>	<b>390,283</b>
<b>Total Number of Schemes</b>	<b>29</b>

## Category Performance vs. Benchmark



## Scheme Performance vs. Benchmark

Number of Schemes	1 Month	6 Months	1 Year
Outperformed	14	21	20
Underperformed	15	8	9
<b>Total Number of Schemes</b>	<b>29</b>	<b>29</b>	<b>29</b>

## Top 5 & Bottom 5 Performers over the past 1 Month

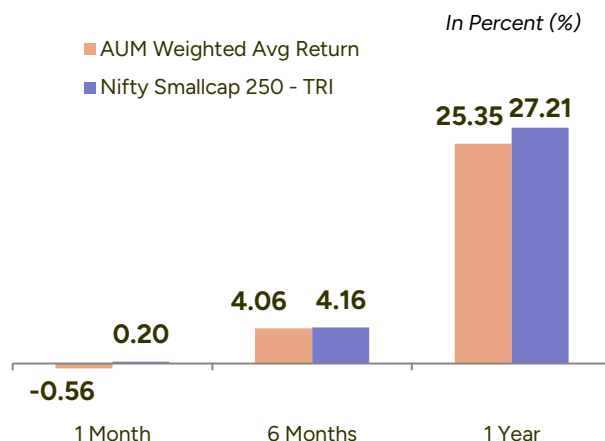
Top 5 Funds	AUM (₹ Cr)	1 Month (%)	6 Months (%)	1 Year (%)	Fund Manager
HSBC Midcap Fund-Reg(G)	11,912.38	4.27	9.82	39.73	Cheenu Gupta
Motilal Oswal Midcap Fund-Reg(G)	22,897.62	3.81	17.80	57.13	Niket Shah
Invesco India Midcap Fund(G)	5,862.67	3.21	11.62	43.15	Aditya Khemani
Union Midcap Fund-Reg(G)	1,380.72	2.74	4.39	28.58	Gaurav Chopra
WOC Mid Cap Fund-Reg(G)	2,676.24	2.15	11.04	33.37	Ramesh Mantri
Bottom 5 Funds	AUM (₹ Cr)	1 Month (%)	6 Months (%)	1 Year (%)	Fund Manager
Quant Mid Cap Fund(G)	8,941.21	-1.17	-9.53	18.94	Ankit Pande
Tata Mid Cap Growth Fund-Reg(G)	4,494.44	-0.62	-1.56	22.70	Satish Chandra Mishra
ICICI Pru Midcap Fund(G)	6,368.52	-0.50	-1.08	27.02	Lalit Kumar
UTI Mid Cap Fund-Reg(IDCW)	12,029.01	-0.46	2.69	23.28	Ankit Agarwal
Aditya Birla SL Midcap Fund(G)	5,930.01	-0.39	2.19	21.99	Vishal Gajwani
Benchmark					
Nifty Midcap 150 – TRI		0.02	9.32	31.68	

Source: ACE MF, PL Research | Data as on December 31<sup>st</sup>, 2024 | Only Schemes with AUM above 500 cr considered

Small Cap Funds invest predominantly in small cap stocks. The funds invest a minimum of 65% of the assets in small cap stocks as defined by SEBI.

Total AUM	326,383
Total Number of Schemes	29

## Category Performance vs. Benchmark



## Scheme Performance vs. Benchmark

Number of Schemes	1 Month	6 Months	1 Year
Outperformed	12	16	9
Underperformed	17	12	18
<b>Total Number of Schemes</b>	<b>29</b>	<b>28</b>	<b>27</b>

## Top 5 & Bottom 5 Performers over the past 1 Month

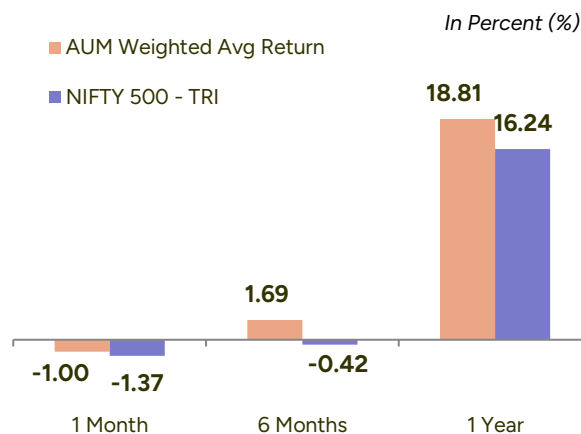
Top 5 Funds	AUM (₹ Cr)	1 Month (%)	6 Months (%)	1 Year (%)	Fund Manager
Motilal Oswal Small Cap Fund-Reg(G)	3,166.26	2.94	20.94	45.98	Ajay Khandelwal
Baroda BNP Paribas Small Cap Fund-Reg(G)	1,439.93	2.22	3.29	24.42	Shiv Chanani
Invesco India Smallcap Fund-Reg(G)	5,842.20	1.90	11.81	37.42	Taher Badshah
DSP Small Cap Fund-Reg(G)	16,307.28	1.59	9.11	25.60	Vinit Sambre
Axis Small Cap Fund-Reg(G)	24,353.17	0.83	7.22	25.02	Tejas Sheth
Bottom 5 Funds	AUM (₹ Cr)	1 Month (%)	6 Months (%)	1 Year (%)	Fund Manager
Quant Small Cap Fund(G)	27,160.76	-3.98	-2.59	22.35	Ankit Pande
Tata Small Cap Fund-Reg(G)	9,572.45	-1.67	8.00	31.66	Chandraprakash Padiyar
ICICI Pru Smallcap Fund(G)	8,374.54	-1.65	-1.46	15.59	Anish Tawakley
Bank of India Small Cap Fund-Reg(G)	1,613.36	-1.37	6.24	29.96	Alok Singh
PGIM India Small Cap Fund-Reg(G)	1,558.10	-1.05	5.31	19.67	Utsav Mehta
Benchmark					
Nifty Smallcap 250- TRI		0.20	4.16	27.21	

Source: ACE MF, PL Research | Data as on December 31<sup>st</sup>, 2024 | Only Schemes with AUM above 500 cr considered

Focused Funds invest in a limited the number of stocks (maximum 30), and need to invest a minimum 65% of its assets in equity, across market-caps.

Total AUM	147,482
Total Number of Schemes	28

## Category Performance vs. Benchmark



## Scheme Performance vs. Benchmark

Number of Schemes	1 Month	6 Months	1 Year
Outperformed	16	20	19
Underperformed	12	8	8
<b>Total Number of Schemes</b>	<b>28</b>	<b>28</b>	<b>27</b>

## Top 5 & Bottom 5 Performers over the past 1 Month

Top 5 Funds	AUM (₹ Cr)	1 Month (%)	6 Months (%)	1 Year (%)	Fund Manager
Invesco India Focused Fund-Reg(G)	3,443.24	1.77	10.19	43.16	Taher Badshah
Bandhan Focused Equity Fund-Reg(G)	1,792.58	1.58	12.40	30.30	Manish Gunwani
HSBC Focused Fund-Reg(G)	1,773.83	0.53	8.09	22.83	Neelotpal Sahai
SBI Focused Equity Fund-Reg(G)	34,747.29	0.02	1.56	17.15	R. Srinivasan
Edelweiss Focused Fund-Reg(G)	916.89	-0.24	2.01	22.57	Trideep Bhattacharya
Bottom 5 Funds	AUM (₹ Cr)	1 Month (%)	6 Months (%)	1 Year (%)	Fund Manager
Quant Focused Fund(G)	1,117.91	-3.20	-6.97	11.65	Ankit Pande
360 ONE Focused Equity Fund-Reg(G)	7,305.03	-2.98	-3.45	14.75	Mayur Patel
UTI Focused Fund-Reg(G)	2,682.76	-2.89	-2.74	12.83	Vishal Chopda
Mahindra Manulife Focused Fund-Reg(G)	1,879.96	-2.66	-2.66	20.66	Krishna Sanghavi
Nippon India Focused Equity Fund(G)	8,411.68	-2.43	-3.11	10.10	Vinay Sharma
Benchmark					
NIFTY 500 - TRI		-1.37	-0.42	16.24	

Source: ACE MF, PL Research | Data as on December 31<sup>st</sup>, 2024 | Only Schemes with AUM above 500 cr considered

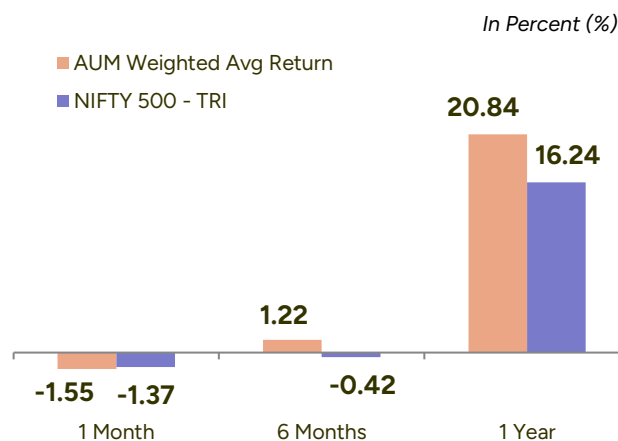
# Equity – Value Funds\*

\*Including Contra Funds and Dividend Yield Funds

Such funds will follow a value / contrarian / dividend yield investment strategy and maintain minimum 65% investment to equity.

Total AUM	221,534
Total Number of Schemes	33

## Category Performance vs. Benchmark



## Scheme Performance vs. Benchmark

Number of Schemes	1 Month	6 Months	1 Year
Outperformed	12	22	25
Underperformed	21	10	7
<b>Total Number of Schemes</b>	<b>33</b>	<b>32</b>	<b>32</b>

## Top 5 & Bottom 5 Performers over the past 1 Month

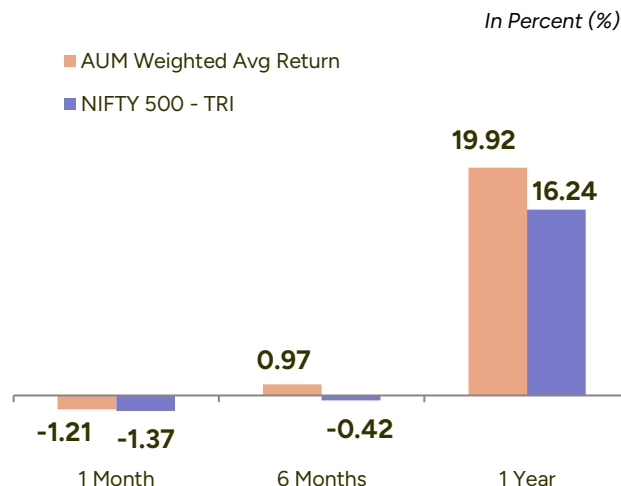
Top 5 Funds	AUM (₹ Cr)	1 Month (%)	6 Months (%)	1 Year (%)	Fund Manager
Axis Value Fund-Reg(G)	785.25	0.11	5.75	27.89	Nitin Arora
Nippon India Value Fund(G)	8,535.62	-0.08	2.43	22.33	Dhrumil Shah
Invesco India Contra Fund(G)	18,018.85	-0.25	6.84	30.14	Taher Badshah
DSP Value Fund-Reg(G)	910.36	-0.46	5.70	20.87	Aparna Karnik
JM Value Fund(G)	1,072.74	-0.58	-1.89	25.05	Satish Ramanathan
Bottom 5 Funds	AUM (₹ Cr)	1 Month (%)	6 Months (%)	1 Year (%)	Fund Manager
SBI Dividend Yield Fund-Reg(G)	9,555.94	-3.46	-2.48	14.54	Rohit Shimpi
Quant Value Fund-Reg(G)	1,981.22	-3.18	-5.06	24.07	Sandeep Tandon
UTI Dividend Yield Fund-Reg(G)	4,203.16	-2.71	2.94	24.68	Amit Premchandani
Tata Dividend Yield Fund-Reg(G)	985.68	-2.70	-4.58	11.79	Sailesh Jain
Templeton India Value Fund(IDCW)	2,199.27	-2.53	-4.22	15.19	Ajay Argal
Benchmark					
NIFTY 500 - TRI		-1.37	-0.42	16.24	

Source: ACE MF, PL Research | Data as on December 31<sup>st</sup>, 2024 | Only Schemes with AUM above 500 cr considered

ELSS invest minimum of 80% of total assets in equity, across market-cap. The funds carry a statutory lock in of 3 years and offer tax benefit under section 80C

<b>Total AUM</b>	<b>243,712</b>
<b>Total Number of Schemes</b>	<b>42</b>

## Category Performance vs. Benchmark



## Scheme Performance vs. Benchmark

Number of Schemes	1 Month	6 Months	1 Year
Outperformed	29	28	30
Underperformed	13	14	12
<b>Total Number of Schemes</b>	<b>42</b>	<b>42</b>	<b>42</b>

## Top 5 & Bottom 5 Performers over the past 1 Month

Top 5 Funds	AUM (₹ Cr)	1 Month (%)	6 Months (%)	1 Year (%)	Fund Manager
Motilal Oswal ELSS Tax Saver Fund-Reg(G)	4,186.93	3.80	14.90	47.72	Ajay Khandelwal
PGIM India ELSS Tax Saver Fund-Reg(G)	769.51	0.85	3.28	15.59	Sharma Vivek
HSBC ELSS Tax saver Fund-Reg(G)	4,302.98	0.59	5.18	32.99	Abhishek Gupta
LIC MF ELSS Tax Saver-Reg(G)	1,147.42	0.55	3.80	22.63	Yogesh Patil
Parag Parikh ELSS Tax Saver Fund-Reg(G)	4,385.16	0.40	6.25	20.45	Rajeev Thakkar
Bottom 5 Funds	AUM (₹ Cr)	1 Month (%)	6 Months (%)	1 Year (%)	Fund Manager
Quant ELSS Tax Saver Fund(G)	10,799.00	-4.40	-11.44	9.26	Ankit Pande
Nippon India ELSS Tax Saver Fund(G)	15,665.55	-2.61	-1.32	17.64	Rupesh Patel
ICICI Pru ELSS Tax Saver Fund(G)	14,210.20	-2.23	1.74	16.44	Mittal Kalawadia
Aditya Birla SL ELSS Tax Saver Fund(IDCW)	15,745.79	-1.70	-1.46	16.38	Dhaval Shah
Canara Rob ELSS Tax Saver-Reg(IDCW)	8,817.08	-1.65	1.55	17.52	Vishal Mishra
Benchmark					
NIFTY 500 - TRI		-1.37	-0.42	16.24	

Source: ACE MF, PL Research | Data as on December 31<sup>st</sup>, 2024 | Only Schemes with AUM above 500 cr considered

Monthly Investment on 1st of every month, between Jan 1, 2024 to Dec 1, 2024. Valuation date: Dec 31, 2024. Total Investment: ₹ 12,000

Top 10 Scheme Name *	Present value of SIP	XIRR (%)
Motilal Oswal Midcap Fund-Reg(G)	14,634.5771	51.8660
Motilal Oswal Small Cap Fund-Reg(G)	14,417.2884	47.3108
Motilal Oswal Flexi Cap Fund-Reg(G)	14,074.9196	40.2300
Bandhan Small Cap Fund-Reg(G)	14,042.2824	39.5612
Motilal Oswal ELSS Tax Saver Fund-Reg(G)	13,968.5482	38.0544
Motilal Oswal Large & Midcap Fund-Reg(G)	13,963.8406	37.9584
Invesco India Midcap Fund(G)	13,828.1393	35.2007
Invesco India Smallcap Fund-Reg(G)	13,771.4438	34.0542
LIC MF Small Cap Fund(G)	13,756.3867	33.7502
Invesco India Focused Fund-Reg(G)	13,695.7818	32.5294

Top 10 as of 1 year return

Source: ACE MF, PL Research | Data as on December 31<sup>st</sup>, 2024

Bottom 10 Scheme Name*	Present value of SIP	XIRR (%)
PGIM India Large and Mid Cap Fund(G)	10,449.7782	12.3650
Bajaj Finserv Large and Mid Cap Fund-Reg(G)	10,521.8700	14.4094
Motilal Oswal Large Cap Fund-Reg(G)	10,992.9770	28.1892
Old Bridge Focused Equity Fund-Reg(G)	11,725.8383	16.3888
Quant ELSS Tax Saver Fund(G)	11,786.8868	-3.8544
DSP Multicap Fund-Reg(G)	11,816.2535	18.5013
Quant Flexi Cap Fund(G)	11,830.4403	-3.0711
Quant Mid Cap Fund(G)	11,915.2614	-1.5391
Quant Active Fund(G)	11,957.3553	-0.7756
Samco Flexi Cap Fund-Reg(G)	11,961.3812	-0.7025

\*Bottom 10 as of 1 year return

Source: ACE MF, PL Research | Data as on December 31<sup>st</sup>, 2024

## CONTACT US



**Pankaj Shrestha**  
Head - Investment Services



**+91 98207 10007**



**wealth@plindia.com**

### PL Wealth Private Limited

**Corporate Office:** 6th Floor, Tower 2B South Annex, One World Centre, 841, Senapati Bapat Marg, Lower Parel, Mumbai - 400013

**Registered Office:** 3rd Floor, Sadhana House, 570, P. B. Marg, Worli, Mumbai-400 018

M: +91 88288 39802

T: (91 22) 6632 2222

[www.plindia.com](http://www.plindia.com)

## DISCLAIMER

This document has been prepared by Prabhudas Lilladher (PL) and is meant for sole use by the recipient and not for circulation. The returns mentioned in this document are compiled based on simulation carried out on historical data. The information and opinions contained herein have been compiled or arrived at, based upon information obtained in good faith from sources believed to be reliable. Such information has not been independently verified and no guaranty, representation of warranty, express or implied, is made as to its accuracy, completeness or correctness. All such information and opinions are subject to change without notice. This document is for information purposes only. The document should not be construed as an offer or solicitation of an offer, to buy or sell any securities or other financial instruments.

Neither PL nor any of its affiliates, its directors or its employees accepts any responsibility of whatsoever nature for the information, statements and opinion given, made available or expressed herein or for any omission therein. Recipients of this document should be aware that past performance is not necessarily a guide to future performance and value of investments can go down as well. The suitability or otherwise of any investments will depend upon the recipient's particular circumstances and, in case of doubt, advice should be sought from an independent expert/advisor